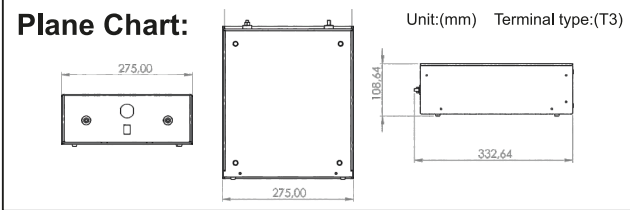


# 12.8 V 100 Ah LiFePO4



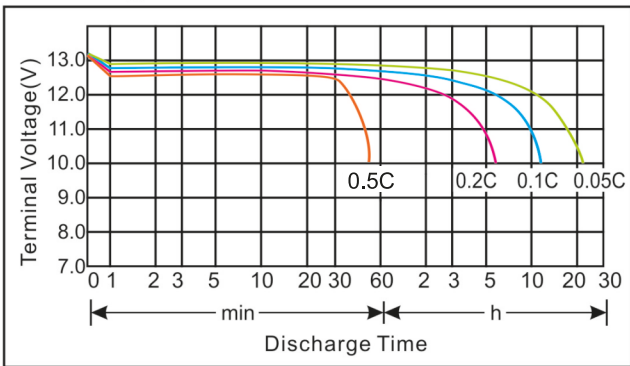
- Extremely durable and reliable
- High charging efficiency with high current
- Improved cycle life performance
- Improved 100% Domestic BMS Technology
- Vibration resistant (suitable for mobile applications)
- Series and parallel connection capability



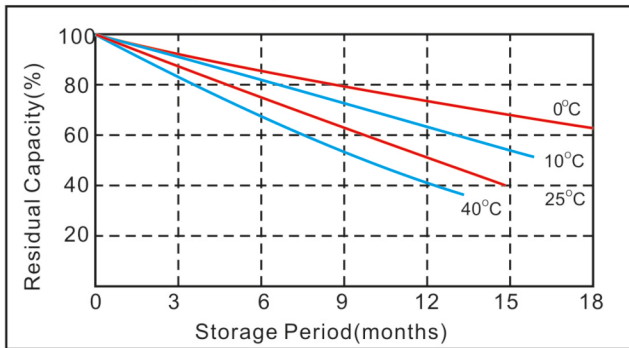
### Parameter Chart:

Volts		12V	
Capacity(25°C)	10 hours rate (10A)	100Ah	
Internal Resistance	Full Charged Battery 25°C	≤ 20mΩ	
Capacity Affected By Temperature (at 0.5C)	40°C	101%	
	25°C	100 %	
	0°C	93 %	
	-20°C	80 %	
Residual Capacity (25°C)	Capacity After 3 Months Storage	91 %	
	Capacity After 6 Months Storage	82 %	
	Capacity After 12 Months Storage	60 %	
Charge (Constant Voltage)	Cycle (25°C)	Recommended Initial Charging Current Less Than 30A Voltage 14,2 - 14,6 V	
Discharge Current (25°C)	50A (Max. continuous) ; 100A (5 Seconds)		
Weight (Approx)		10 kg +/- %10	

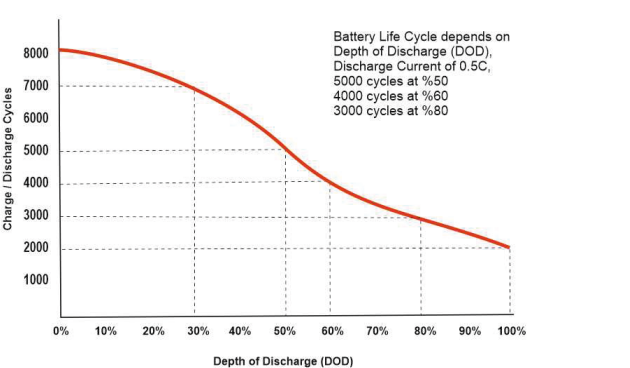
### Discharge Current 25°C



### Residual Capacity



### Cycle service life in relation to the depth of discharge



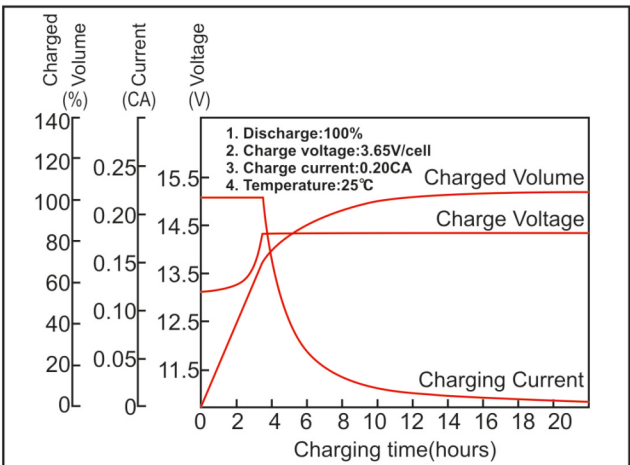
### Constant Current Discharge Characteristics (A, 25°C)

F.V/Time	1h	2h	3h	4h	5h	8h	10h	20h
10V	100	50	33.3	25	20	12.5	10	5

### Constant Power Discharge Characteristics (Watt, 25°C)

F.V/Time	1h	2h	3h	4h	5h	8h	10h	20h
10V	1200	600	400	300	240	150	128	64

### Constant voltage charging characteristics



### Capacity Factors With Different Temperature

Battery Type		-20°C	-10°C	0°C	5°C	10°C	20°C	25°C	30°C	40°C	45°C
Li Battery	12V	73%	82%	93%	95%	97%	100%	100%	100%	101%	102%

★The above are average and data obtained from the first 3 charge/discharge cycles. These are not minimum values.